



the
EPISCOPAL
CHURCH *in*
WESTERN OREGON

SOCIALLY RESPONSIBLE INVESTMENT FUND | EXECUTIVE SUMMARY

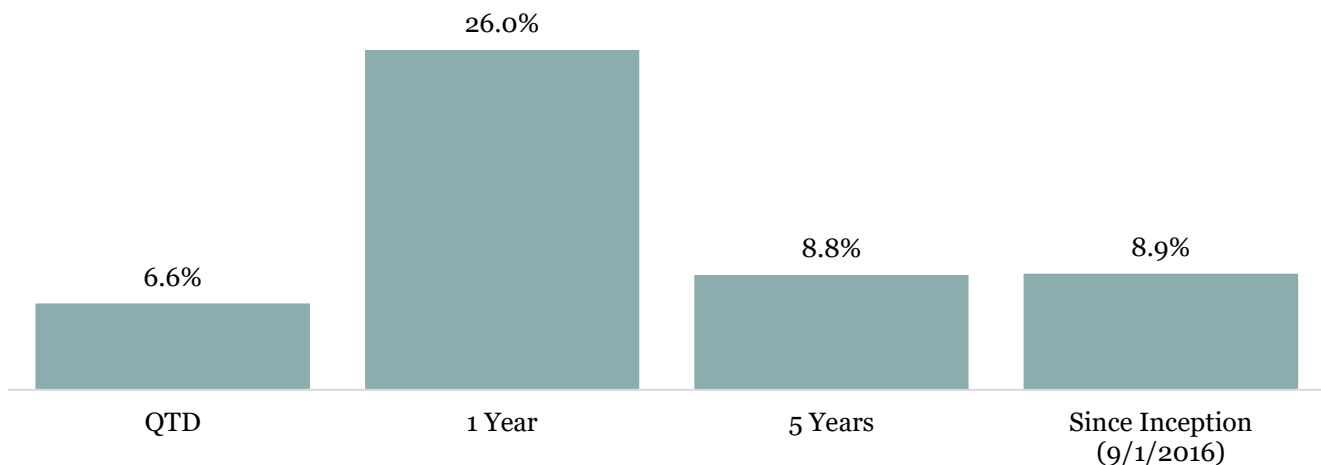
AS OF SEPTEMBER 30, 2024

Portfolio Results

The third quarter's mixed economic news and the Fed's first rate cut in four years brought, paradoxically, both the return of market volatility and new stock market highs. Despite two modest drawdowns in the quarter, the S&P 500 is up 22% this year, the best first nine months of a year since 1997.

The Socially Responsible Investment Fund (SRIF) posted a strong gain of 6.6% in the third quarter and a robust return of 26.0% over the trailing one-year. The SRIF remains committed to a diversified asset allocation, consistent with its long-term investment horizon.

Returns as of September 30, 2024







Gospel Value Priorities

The SRIF incorporates the top socially responsible investing (SRI) and gospel value priorities identified via dot voting at 2014 Convention, and most recently affirmed and expanded in 2017. These values encompass both positive investment and divestment. The Committee recognizes that, in isolation, each investment may not address all of the gospel value priorities, but the SRIF in whole will emphasize these priorities.

Positive Investing

Investors direct money toward solution-oriented securities and invest in companies that have a positive social impact.

-  Climate & Clean Technology
-  Human Rights
-  Community Development
-  Diversity/Equal Opportunity

Divestment








Investors restrict investment in certain securities based on SRI factors, excluding restricted securities from a portfolio.

-  Pollution & Toxics
-  Human Rights
-  Executive & Exploitative Pay
-  Animal Cruelty

Investments




Growth Investments

Global Equity | 66.0%

- | | |
|--|---|
|  Parametric Responsible Investing | A separately managed U.S. equity portfolio optimized to track the Russell 3000 Index and meet the SRIF's customized social screening criteria. |
|  DFA US Social Core Eq 2 Port (DFUEX) | A mutual fund that is designed to offer a broad and diverse allocation to socially screened U.S. companies. |
|  Boston Common ESG Impact Intl (BCAIX) | A mutual fund that invests in non-U.S. companies with sound governance and responsible financial management, capable of consistent profitability. |
|  Vanguard ESG Intl Stock (VSGX) | An exchange traded fund (ETF) that replicates the FTSE Global All Cap ex US Choice Index. |
|  DFA Int'l Social Core Eq Instl (DSCLX) | A mutual fund that is designed to offer a broad and diverse allocation to socially screen non-U.S. companies. |
|  DFA Emg Mkts Social Core Port (DFESX) | A mutual fund that is designed to offer a broad and diverse allocation to socially screened companies in emerging markets. |
|  Impax Global Env Markets (PGINX) | A mutual fund sub-advised by Impax that invests globally in companies in rapidly growing Resource Optimization markets. |

Diversifying Investments

Marketable Alternatives | 11.3%



- | | |
|--|--|
|  PIMCO All Asset Inst (PAAIX) | A mutual fund with a "real return" strategy that invests tactically across underlying PIMCO mutual funds. |
|  BlackRock Multi-Asset Income (BIICX) | A mutual fund that tactically invests globally in income-oriented strategies. |
|  DFA Global Real Estate (DFGEX) | A mutual fund that invests in a broad range of securities of U.S. and non-U.S. companies in the real estate industry, including developed and emerging markets, with a focus on REITs. |

Micro-Finance | 0.7%

- | | |
|--------------------|---|
| Craft3 (two notes) | A non-profit community development loan fund that serves communities in Oregon and Washington states. |
|--------------------|---|

Risk Mitigation Investments

Fixed Income | 20.0%

- | | |
|--|--|
|  DFA Social Fixed Income Inst (DSFIX) | A mutual fund that is designed to offer a diversified, cost-effective core allocation to socially screened U.S. bonds. |
|  Nuveen Core Impact Bond (TSBIX) | A mutual fund that invests in U.S. bonds, focusing on undervalued, investment-grade securities and proactive social investments. |

Cash | 2.0%

- | | |
|--|--|
|  United Nations Principals of Responsible Investing signatories |  Fossil free investment |
|--|--|

Diocesan Investment Committee

A committee of and reporting to the Diocesan Board of Trustees.

Members	Parish	Contact
Mike Penfield, Convenor	St. John the Baptist, Portland	503-939-5898
Rev. Brendan Barnicle	St. Francis of Assisi, Wilsonville	503-901-4908
James Baxendale	Trinity Cathedral, Portland	503-919-0087
Bill Gellatly	Church of the Good Samaritan, Corvallis	503-867-6514
Kathy Gordon, Treasurer	Diocese of Oregon	503-485-2425
Rick Grimshaw	St. Michael & All Angels, Portland	503-221-7616
Jeffrey Krum	Ascension, Portland	503-704-5699
Michael Montgomery	St. Philip the Deacon, Portland	503-278-0388
Ginger Dietzman	St. Gabriel the Archangel, Bethany	530-945-0859
Kate Kenemer	Grace Memorial, Portland	503-358-7974
Susan Workman	St. John the Baptist, Portland	503-593-3533
Rev. Jaime Sanders	Christ Church, St. Helens	503-997-1651
Madeline Moore	St. David of Wales, Portland	503-502-0405
Ex-Officio Resources		
Anne Marie Lowe, Canon for Finance & Property	Diocese of Oregon	971-204-4115
Ashlee Moehring, Investment Advisor	Sellwood Investment Partners LLC	503-596-2885

Asset Allocation vs Policy

	Current (%)	Policy (%)	Difference (%)	Policy Range (%)	Within Range
Growth	67.6	66.0	1.6	56.0 - 76.0	Yes
Global Equity	67.6	66.0	1.6	56.0 - 76.0	Yes
Impax Global Env Markets (PGINX)	7.2				
Parametric Responsible Inv (SA)	32.8				
DFA US Social Core Equity 2 Portfolio (DFUEX)	7.2				
Boston Common ESG Impact Intl (BCAIX)	6.0				
Vanguard ESG Intl Stock ETF (VSGX)	6.1				
DFA Int'l Social Core Equity Instl (DSCLX)	5.1				
DFA Emg Mkts Social Core Port (DFESX)	3.2				
Diversifying	11.5	12.0	-0.5	0.0 - 16.0	Yes
Marketable Alternatives	10.9	11.3	-0.4	0.0 - 14.0	Yes
PIMCO All Asset (PAAIX)	3.9				
BlackRock Multi-Asset Inc (BIICX)	4.0				
DFA Global Real Estate (DFGEX)	3.0				
Micro-Finance	0.6	0.7	-0.1	0.0 - 2.0	Yes
Craft3 Note - 1.75% due 1/23/2026	0.2				
Craft3 Note - 4.5% due 9/12/2027	0.3				
Risk Mitigation	20.9	22.0	-1.1	15.0 - 28.0	Yes
Fixed Income	19.4	20.0	-0.6	15.0 - 23.0	Yes
DFA Social Fixed Income Inst (DSFIX)	9.7				
Nuveen Core Impact Bond (TSBIX)	9.7				
Cash Equivalent	1.5	2.0	-0.5	0.0 - 5.0	Yes
Federated Hermes Gov't Obln Fund (GOIXX)	1.5				
Total	100.0	100.0	0.0		



Target Current

- Growth
- Diversifying
- Risk Mitigation

Socially Responsible Investment Fund

As of September 30, 2024

	% of Portfolio	QTD (%)	YTD (%)	1 Yr (%)	3 Yrs (%)	5 Yrs (%)	10 Yrs (%)	15 Yrs (%)	2023 (%)	2022 (%)	2021 (%)	Inception (%)	Inception Date
Socially Responsible Investment Fund	100.0	6.6	13.8	26.0	4.8	8.8			16.2	-17.3	13.2	8.9	Sep-16
60/40 MSCI ACWI/Bloomberg Agg		6.0	12.8	23.4	4.4	7.6	6.5	7.0	15.4	-16.0	10.2	7.4	
All Trust Funds <\$50mm Net Rank		11	14	7	32	18			14	89	33	10	
Global Equity	67.6	7.1	17.8	32.1	7.6	12.5			21.0	-18.6	18.3	12.0	Sep-16
Parametric Responsible Inv (SA)	32.8	6.3	20.9	35.8	11.8	15.7			26.2	-16.6	25.5	14.7	Sep-16
DFA US Social Core Equity 2 Portfolio (DFUEX)	7.2	6.4	19.2	35.4	10.4	14.7	11.5	12.9	25.9	-18.0	27.9	35.4	Oct-23
Boston Common ESG Impact Intl (BCAIX)	6.0	7.5	11.7	24.1	-0.8	5.7	4.3		11.5	-21.8	3.5	5.7	Sep-16
Vanguard ESG Intl Stock ETF (VSGX)	6.1	8.1	13.7	25.9	2.8	7.2			15.6	-18.6	7.3	1.5	Sep-21
DFA Int'l Social Core Equity Instl (DSCLX)	5.1	8.9	12.7	25.8	4.4	8.3	5.7		18.5	-16.6	13.4	25.8	Oct-23
DFA Emg Mkts Social Core Port (DFESX)	3.2	6.7	15.0	24.2	2.7	7.0	4.7	4.8	14.6	-18.5	4.2	24.2	Oct-23
Impax Global Env Markets (PGINX)	7.2	7.9	14.2	30.2	4.0	11.7	9.5	9.5	16.9	-22.4	22.2	10.3	Sep-16
Marketable Alternatives	10.9	8.4	8.8	20.6	1.8	4.5			9.3	-15.9	17.3	4.6	Sep-16
PIMCO All Asset (PAAIX)	3.9	5.7	7.8	15.1	2.2	6.2	4.7	5.6	8.6	-11.5	15.6	5.9	Sep-16
BlackRock Multi-Asset Inc (BIICX)	4.0	5.7	9.3	18.1	3.0	4.7	4.5	6.3	11.1	-11.6	7.2	5.2	Mar-19
DFA Global Real Estate (DFGEX)	3.0	16.1	12.9	32.2	1.8	3.1	6.0	8.3	9.4	-23.8	31.0	7.0	Sep-22
Fixed Income	19.4	4.9	5.1	12.0	-1.9	0.3			5.9	-15.0	-1.0	1.4	Sep-16
DFA Social Fixed Income Inst (DSFIX)	9.7	4.6	4.7	11.6	-1.0	0.8			7.2	-13.1	-2.2	7.4	Jul-23
Nuveen Core Impact Bond (TSBIX)	9.7	5.2	5.6	12.4	-1.3	0.5	2.2		6.0	-14.0	-1.0	1.6	Sep-16
Cash Equivalents	1.5	1.3	4.4	5.8	3.7	2.3			5.3	1.5	0.0	2.0	Sep-16
Federated Hermes Gov't Obln Fund (GOIXX)	1.5	1.3	3.9	5.3	3.5	2.2	1.5	1.0	5.0	1.5	0.0	4.9	Oct-22

Returns are annualized for periods greater than one year.

**Growth of a Dollar
Beginning September 1, 2016**

